
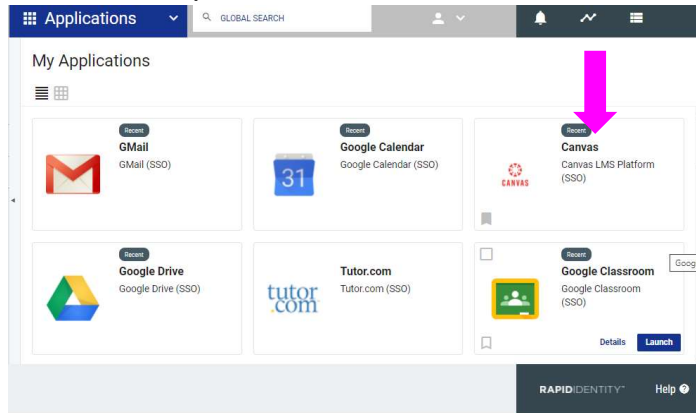


How to Access Courses in CANVAS

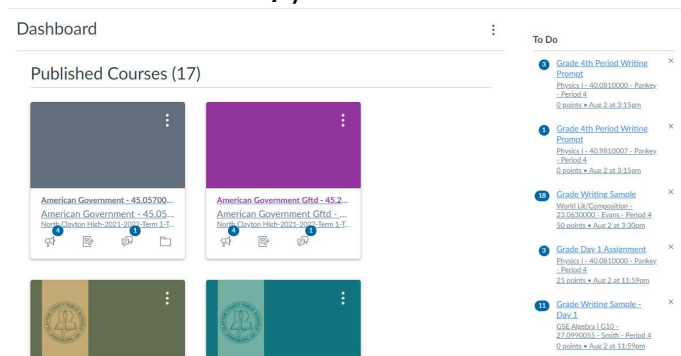
1. Login via Campus portal with student ID and password



2. Once in the portal, click on the canvas icon



3. Once in CANVAS, you should see all of the enrolled classes.



4. Click on the appropriate class, based on the school schedule.
5. Once inside the class, click on the Zoom link
 - a. Zoom links are located at the top of the page **OR**

b. Click on Zoom on the left side of the school and then click "join".

